

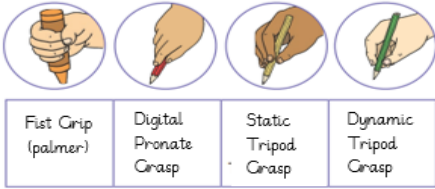




Nursery Literacy Knowledge Organiser (Spring 2)

Learn to love, love to learn.

What I am reading	What I will learn:	Key Vocabulary		Making a difference at home
	<ul style="list-style-type: none"> To join in with repeated refrains To be able to re-tell a story using actions using a book, characters or story map to support To begin to hear initial sounds in words e.g. to know that coat begins with 'c' and snake begins with 'ssss' To orally segment e.g. to know that h-o-p is hop and c-a-t is cat. To begin to learn our phonics sounds: d, t, i, n, p and how to form them correctly To recognise my name without a picture To build my name independently To write some letters from my name To communicate using simple sentences including at least 4-6 words 	Fred talk	sounding out a word, saying each of the sounds before blending e.g. 'c-oa-t, coat' (Fred frog can only talk in sounds)	<ul style="list-style-type: none"> Share stories with your child and develop a love of reading; talk about the text, the characters and setting. Read stories suggested on our 'Reading and Rhyme Spine' Support your children to look at the pictures and form discussion about what you can see Make story predictions and discuss what might happen next Draw pictures (circles should begin at the top and go in an anti-clockwise direction, lines should begin at the top and be drawn downwards. Use child's name card to build, trace and write child's name.
		Rhyme	Words that sound similar to each other when you say or hear them.	
		Phoneme	A single sound. There are 44 sounds in the English language even though there are only 26 letters.	
		Grapheme	A grapheme is the written version of a phoneme. We use catchy rhymes to show children how to form their letters	
		Story map	A story re-told using pictures and symbols – pictures drawn on paper with a simple flow to support actions and story retelling	
		Initial sounds	To hear the first sound in a given word. E.g. The first sound in the word 'cat' is 'c' (cuh). The first sound in the word snake is 's' (sssssss).	
<p>We use Read Write Inc. to support children's reading and writing development</p>		What we monitor during writing		The writing marks we expect to see at this stage
				<ul style="list-style-type: none"> Marks with meaning e.g. your child may have 'scribbled' but will tell you it is a car. Anticlockwise circles and lines Attempting to write letters from their name Adding simple features to their drawings e.g. eyes, hair, wheels etc.

